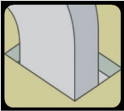




FP-02 Firestop Sheet

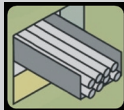
Applications



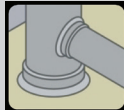
Air duct



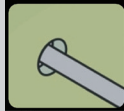
Insulated Pipe



Cable Tray



Plastic Pipe



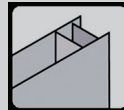
Metallic Pipe




No Penetration



Multiple Penetrations



Partition Wall



Description

FP-02 is an industry leading Firestop Sheet fabricated by bonding proprietary intumescent materials to a metal sheet. FP-02 securely blocks flame and is designed to seal large penetrations through fire-rated walls and floors. It is also used for shielding cable trays, conduit, HVAC and vital process equipment from radiant heat, flame spread and smoke.

FP-02 Firestop Sheet steel backer provides structure to the assembly making a safe firestop solution for floor openings. Easily re-penetrable and repairable with a common hole saw, it is the most cost effective solutions for large openings on the market today.

FP-02 Firestop Sheet is easily trimmed to different sizes to fit any installation or large openings and works with nearly all construction materials. It is halogen and asbestos free, is very stable and maintenance free.

Meets the intent of LEED® VOC environmental air quality requirements.

Specifications

Size:	90cm x 90cm
Thickness:	7.7 ± 1.3 mm
Weight (per sheet):	Approx. 13 Kg
Expansion Rate:	5 - 10 Times
In-Service Temp:	-13° F - 176° F (-25 °C - 80° C)
Packaging:	Single sheet

FP-02 Firestop Sheet

Testing

ASTM E814 up to 2 hr F Rating

UL1479 2hr F rating

ASTM E84 - Flame 5 Smoke 90

CNS 14514 2 hr Class A & B



FM Approved

GB 23864

ASTM E662

Installation guide:

1. Refer to applicable certification directory or www.painttoprotect.com for listed assemblies.
2. Ensure application area is clean and free of oil, loose dirt, rust or scale.
3. When max opening dimensions exceed 20 in. (508mm) in both width and length, two minimum 2 x 2 in. (51 by 51 mm) by No.10 gauge galvanized steel angles shall be installed within the longest dimension of the opening, with one angle flush with both top or bottom of floor or both surfaces of wall. These angles provide a framing member for intermediate securement of the firestop sheet.
4. FP-02 Firestop Sheet is to be installed to lap a minimum of 2 in. (51 mm) on all sides of the through opening and with the aluminum foil facing against the surface of the floor (galvanized steel plate side outwards).
5. Apply a min 3/8 in. (10 mm) thickness of INSS1440 around the periphery of each firestop sheet prior to securing it to the floor or wall. In addition, min 3/8 in. (10 mm) bead of sealant applied at the periphery of the through penetrant/firestop sheet interface on both sides of the floor or wall.
6. FP-02 Firestop Sheet is to be secured to the top surface of floor using min 3/16 in. diam by 1-1/2 in. (5 mm by 38 mm) long steel expansion bolts in conjunction with min 1-1/4 in. (32 mm) diam steel fender washers. Max spacing of fasteners not to exceed 6 in. (152 mm) OC.
7. All wall openings require installation of FP-02 Firestop Sheet and putty/ sealant on both sides of the wall.



International Fireproof Technology Inc.
The Ultimate in Firestop Solutions and Fire Protective Coatings

International Fireproof Technology, Inc.
17528 Von Karman Ave. Irvine, CA 92614

Office: 949-975-8588
Web Site: www.painttoprotect.com
Email: ptp@painttoprotect.com